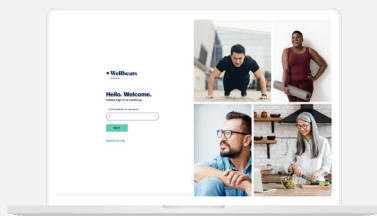


Forgot your password?

Here are the steps to reset your Wellbeats password:

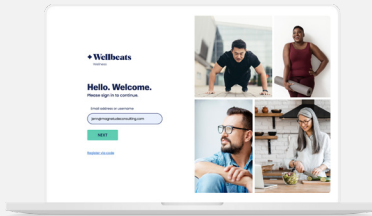
1

Go to the Wellbeats *Wellness* website portal:
portal.wellbeats.com



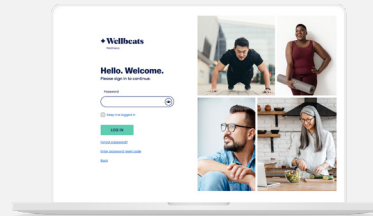
2

Enter your username and select 'Next'



3

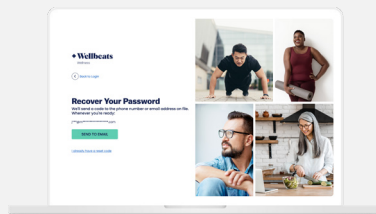
Select 'Forgot password?'



4

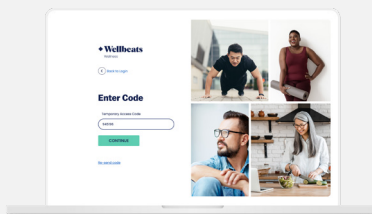
Select 'Send to Email'. We will send you a code to the email address on file.

If your phone number is added in your Wellbeats *Wellness* account, you can also recover your password by selecting 'Send to Phone'.



5


Remain on the page to enter the temporary access code that was emailed to you.



6

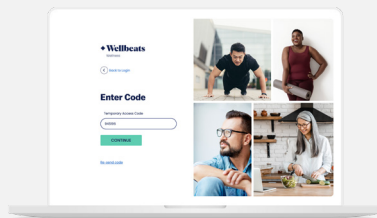
You will receive an email with a 6-digit temporary access code.

Please allow a few minutes to receive the email.



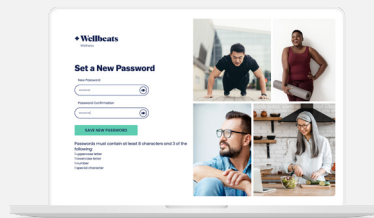
7

Enter your code in the box and select 'Continue'.



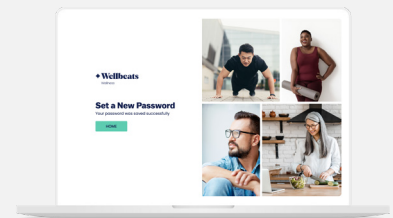
8

Enter a new password, then select 'Save new password'.



9

Your new password is saved! You will receive an email confirming your new password has been updated. Select 'Home' to re-login to your Wellbeats *Wellness* account with your new password.



Still having trouble? Please reach out to your sponsoring organization or contact the Wellbeats *Wellness* Support Team at support@wellbeats.com.

NEW TO WELLBEATS *WELLNESS*?

Find how-to guides, video tutorials, and other resources to help you make the most of your Wellbeats *Wellness* experience: wellbeats.com/faqs.